

mLCM

BC1604AI



Feature

1. Multi-interface : I2C/SPI/RS232(USB optional)
2. COB with metal frame
3. 5x7 dots with cursor
4. Built-in controller ST7066 or equivalent
5. 1/16 duty cycle
6. Backlight : LED EDGE/ARRAY
7. 5V single power supply
8. Contrast/Backlight adjustment by program


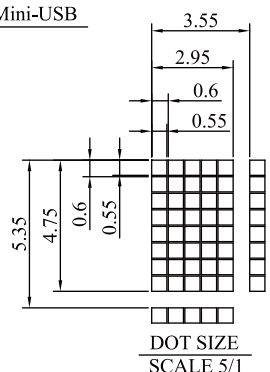
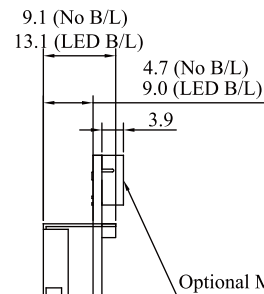
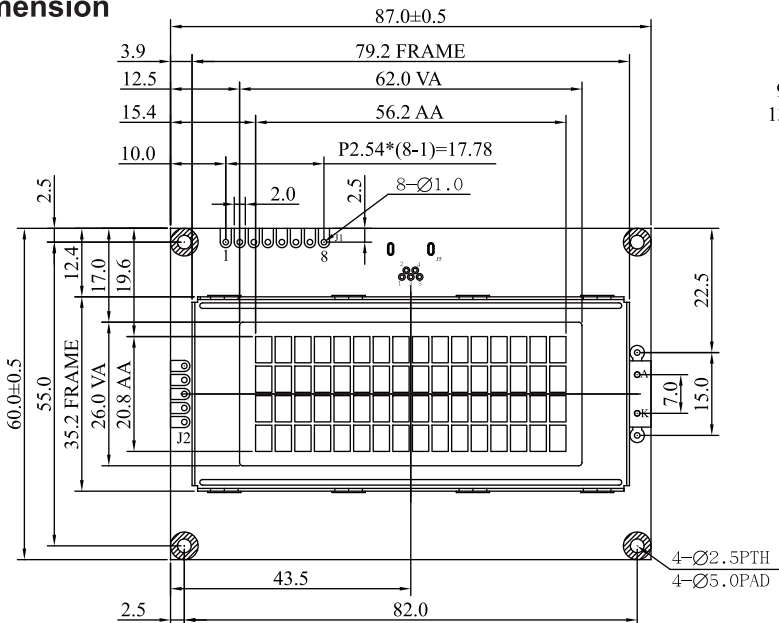
Mechanical Data

Item	Standard Value	Unit
Module Dimension	87.0 x 60.0	mm
Viewing Area	62.0 x 26.0	mm
Dot Size	0.55 x 0.55	mm
Character Size	2.95 x 4.75	mm

Pin Assignment

Pin	Symbol	Function
1	TX	RS-232 level output port.
2	RX	RS-232 level input port
3	VSS	Ground.
4	VDD	System power supply input.
5	SDA	I2C: Data Input/output for the I ² C SPI: Serial data Input
6	SCL	I2C: Clock Input for the I ² C SPI: Serial clock Input
7	SDO	SPI: Serial data Output
8	/CS	SPI: Chip select

Dimension



Special code:
20k=RS232 interface, u=USB interface, 20i=SPI interface

Electronic Characteristics

Item	Symbol	Condition	Value	Unit
Input Voltage	Vdd	Vdd = +5V	5.0(Typ.)	V
Supply Current with Backlight	Idd	Vdd = +5V	205(Max.)	mA